


1. **Print reverse** (jacket inside) **first**.
2. Then, print this side at "Actual Size" (100%).
3. **Flip over** and fold twice to create jacket spine.
4. Lay flat and use cut lines to trim away excess.
5. Insert in plastic case and enjoy!

Fold here

Fold here

Reimplementation

For personal use only



Tick Tock Boom

A.K.A. PASS THE BOMB



28 April 2024



b Boardgame Barrio

/boardgamebarrio
 /geeklist/318181

Fold here

Fold here

Small Box Game Jackets are designed for use in 4"x6" photo storage plastic cases, commonly found at craft stores in 16-box carry containers (a.k.a. "photo keepers") under the brand names of Iris, Novelinks, Simply Tidy, or Top Notch.



1. **Print reverse** (jacket inside) **first**.
2. Then, print this side at "Actual Size" (100%).
3. **Flip over** and fold twice to create jacket spine.
4. Lay flat and use cut lines to trim away excess.
5. Insert in plastic case and enjoy!

Fold here

Fold here

Spanish-Language Version

For personal use only



Tic Tac Boum

A.K.A. PASA LA BOMBA



28 April 2024



[/boardgamebarrio](#)
[/geeklist/318181](#)

Fold here

Fold here

Small Box Game Jackets are designed for use in 4"x6" photo storage plastic cases, commonly found at craft stores in 16-box carry containers (a.k.a. "photo keepers") under the brand names of Iris, Novelinks, Simply Tidy, or Top Notch.

1. **Print reverse** (jacket inside) **first**.
2. Then, print this side at "Actual Size" (100%).
3. **Flip over** and fold twice to create jacket spine.
4. Lay flat and use cut lines to trim away excess.
5. Insert in plastic case and enjoy!

Fold here

Fold here

Original Game

For personal use only



Pass the Bomb



A.K.A. TICK TOCK BOOM



28 April 2024

Fold here

Fold here

Small Box Game Jackets are designed for use in 4"x6" photo storage plastic cases, commonly found at craft stores in 16-box carry containers (a.k.a. "photo keepers") under the brand names of Iris, Novelinks, Simply Tidy, or Top Notch.





[/boardgamebarrio](#)
[/geeklist/318181](#)



Fold
right side
over to
here **before**
trimming

Fold
right side
over to
here **before**
trimming



 /boardgamebarrio
 /geeklist/318181



Use this page to print the
inside of a jacket **BEFORE**
printing the jacket cover

This is a 4"x6" photo box available at craft stores in a 16-box container (a.k.a. "photo keeper")
under the brand names of Iris, Novelinks, Simply Tidy, or Top Notch

1. Print "Actual Size" (100%) on cardstock.
2. Fold twice to create box spine.
3. Flip over, lay flat, and use cut lines to trim away excess.
4. Insert in box and enjoy!

Fold
Left side
over to
here **before**
trimming

Fold
left side
over to
here **before**
trimming